

STORY LEADERS

Supporting children's early reading skills



Welcome to the family training for the Page Ahead Story Leaders program! Thank you for taking the time to come to this training workshop.

WORKSHOP GOALS



Share home reading routine ideas



Learn from videos of hear-and say reading




Practice hear-and-say reading techniques



Questions & Answers

This 30 minute session will start with us sharing ideas about home reading routines and learning about hear-and-say reading which is a special reading technique that we can use when reading with children. We will watch 2 videos to learn more about hear-and-say reading and then get to break into small groups and practice. Finally we will end with questions and answers.



Page Ahead's Story Leaders program combines a specific way of reading (called Hear-and-Say) with new books for each child to take home



First, why are we here today? Our school is partnering with Page Ahead to participate in their Story Leaders program. Page Ahead is a non-profit based in Seattle that provides new books and develops reading activities for children furthest from educational justice. The Story Leaders program is designed to help your child get ready for Kindergarten by giving families and teachers tools to build your child's literacy skills.

STORY LEADERS BOOKS

Your child will learn each story at school and then take the book home to read to you!



Page Ahead will be providing free books for our classroom story times, as well as copies for every child to take home and keep at the end of each month. By the end of the school year your child will have 8 NEW BOOKS to read and enjoy! Page Ahead also wants information about how this program worked for your family. You will be asked to complete 2 surveys throughout the year about your experience.

WHY IS READING WITH YOUR CHILD IMPORTANT?


It helps your child speak, interact, and bond with you. It prepares them for kindergarten!



How many of your children ask for the same book to be read again and again? We may get tired of it, but children love it, and it's a great way to build their confidence by being able to remember what happened and understand it more deeply. Children learn by repetition, by reading and experiencing the same book over and over. They are on the path to becoming readers!

Get family answers and use their expertise and experience. Another point to mention: Research shows that preschoolers who read with their families have significant increases in early literacy skills and kindergarten readiness.

WHEN DO YOU READ AT HOME? WHERE DO YOU DO IT?



Create a reading routine: at bedtime, together on the bus, or just after dinner

enjoy!

Reading together should be fun and relaxed



With the Story Leaders books, let the child lead the story

Get family answers and use their expertise and experience. Points to cover:

For families, it is important to create a reading routine that works for you and your child. Pick a time that your child is happy and relaxed. Perhaps read at bedtime, or bring a book with you on the bus, or maybe spend the time together after dinner.

The time spent reading together should be fun and relaxed, so don't try to push for it or get stressed if it doesn't fit into your day, there's always tomorrow.

When your child brings home their Story Leaders book, be sure to ask them about the story and let the child lead the conversation. Hopefully they will want to read it again and again and lead the telling of the story!

WHAT IS HEAR-AND-SAY READING?



- Shared reading practice
- The adult is the questioner and active listener
- The child becomes the storyteller

What is hear-and-say reading? Let me explain. It is a shared reading practice where the adult is the questioner and listener and the child becomes the storyteller. The reading experience is more interactive for the child, where they are able to comment about the pictures and make connections with the story. The adult helps the child by asking them questions about the story and illustrations.

WHY DO HEAR-AND-SAY READING?



- Your child will learn and remember more words
- Your child will connect the story to their own experiences, helping them understand their world better
- It's a great way to bond with your child!

Why is it important to read a story using hear-and-say-reading? It's a wonderful method to help your child learn more words and practice using them when speaking. Your child will be able to connect their own experiences with the story which will help them understand the world better. Also, it's a great way to bond with your child and learn more about their thoughts and ideas about particular stories.



READING WITH YOUR PRESCHOOLER VIDEO:

Let's watch our first video which shows an adult reading with their child. In the video, notice the ways that the child and adult interact together, as well as with the picture book. Feel free to take notes, as we will share questions and answers after the video.



QUESTION & ANSWER

- What did they do before the story began?
- What happened when the adult directed the child's attention to the illustrations in the book?

That was a great video! Did anyone notice what they did even before beginning the story? Pause for answers. They looked at the cover. It's great to spend a minute or two observing and talking about the cover-pointing to the letters you see, the author's name, and pictures. When the parent directed the child's attention to the illustrations in the book, what happened? Pause for answers. Points to cover:

The child made comments about what they saw – “Look at her face? How does she feel?”

The adult in the video acknowledged the child's response and asked them questions.

“Broccoli is good for you! You are right, I like broccoli!”

The adult let the child turn the pages, and adult read with emotion and excitement. “Want to turn the page for me? Thank you.”

Yes! Great, you noticed some great hear-and-say reading interactions.

IMPORTANT TIPS FOR HEAR-AND-SAY READING:

- Have fun!
- Be relaxed
- Ask questions
- Let your child share their ideas



Remember these few tips about hear-and-say reading, the most important one being to have fun! Be relaxed and ask questions during your reading of the story when you see the opportunity. Give time to let your child share their ideas about the story and help them expand those ideas. When you are practicing hear-and-say reading with your child, don't be too focused on the words if your child wants to speak more about the pictures. Talking with your child about their own ideas about the story helps them understand the book better and builds their reading skills.



In this next video we will see another examples of hear-and-say reading. Again notice how the child is becoming engaged in the story and how the adult asks questions to help build comprehension.



QUESTION & ANSWER

- How did the adult expand the story with questions?
- What did the adult do to deepen the child's understanding of what was going on in each picture?

Did you notice that even though the child had the book memorized, the adult was still able to ask questions to expand the story? “What kind of machines do you think are in this book? A digger, and a cement mixer and a road roller...” What are some of the ways that the adult was able to deepen the child’s understanding of what was going on in each picture? Pause for answers. Points to cover:

The child made comments about what they saw. “No, they are using TWO jackhammers!”

The adult in the video acknowledged the child’s responses and asked them questions.

“You are right! Just like the man down the street.”

The adult read with emotion and excitement. “What do you think they are going to do with the cement?”

SMALL GROUP ACTIVITY: PRACTICE HEAR-AND-SAY READING!



Look at the question
ideas on the label
inside the book



Practice using those
questions with your
group partners



Take turns reading a
few pages adding
more questions or
comments



Come together as a
whole group and share
your experience with
each other

Let's now practice hear-and-say reading. Find a partner or form a group of three. We'll be using the Story Leader book from Page Ahead for us to practice with and then you can take it home when you leave. Look inside the book at the label which lists helpful question ideas. You can practice those questions or come up with some of your own with your partners. Take turns reading a few pages and practice adding more comments and questions while reading. Please be sensitive to parents who may feel uncomfortable reading out loud. When you're all done practicing, we'll come back together as a whole group to share our experience.

QUESTIONS & ANSWERS


- How did your practice go?
- What felt easy?
- What felt hard?
- Do you have any questions about hear-and-say reading?



How did your practice go? What felt easy? What felt hard? Do you have any questions about hear-and-say reading? Pause for answers and answer questions as needed.

EXTRA RESOURCES:

- Family reading guides in English and Spanish
- Family extension activities
- Videos of the books in English and Spanish
- <https://pageahead.org/resources-for-families/>



Page Ahead has provided us with additional resources that we can share with you. We will email these to you or if you prefer we can give you a printed copy. There are family reading guides, in both English and Spanish, that have some sample questions for the Story Leaders books that your child will be bringing home. There are extension activities for each book that include crafts, games, and additional book titles that you and your child might want to read together. We will also be sending out special links to videos of the books being read in both English and Spanish, so you and your child can read along with one of the Page Ahead story time volunteers. You may also visit the Page Ahead website for more information and links to the reading guides and extension activities. The first book coming home is Pete the Cat Rocking in My School Shoes by Eric Litwin which (we used in our training tonight or will be coming home with your child soon).

THANK YOU!

- Look for the 8 Story Leader books coming home with your child this school year
- Enjoy special hear-and-say reading times with your child

Granger ECEAP student practicing hear-and-say reading with his mother with *Pete the Cat and His Four Groovy Buttons* in spring 2021



Thank you so much for attending the Story Time family training! We hope you will all enjoy the 8 Story Leader books coming home this year and that you will enjoy the special hear-and-say reading times with your child. We'll end with this video of one of the children from the program reading *Pete the Cat and His Four Groovy Buttons* to his mother.